

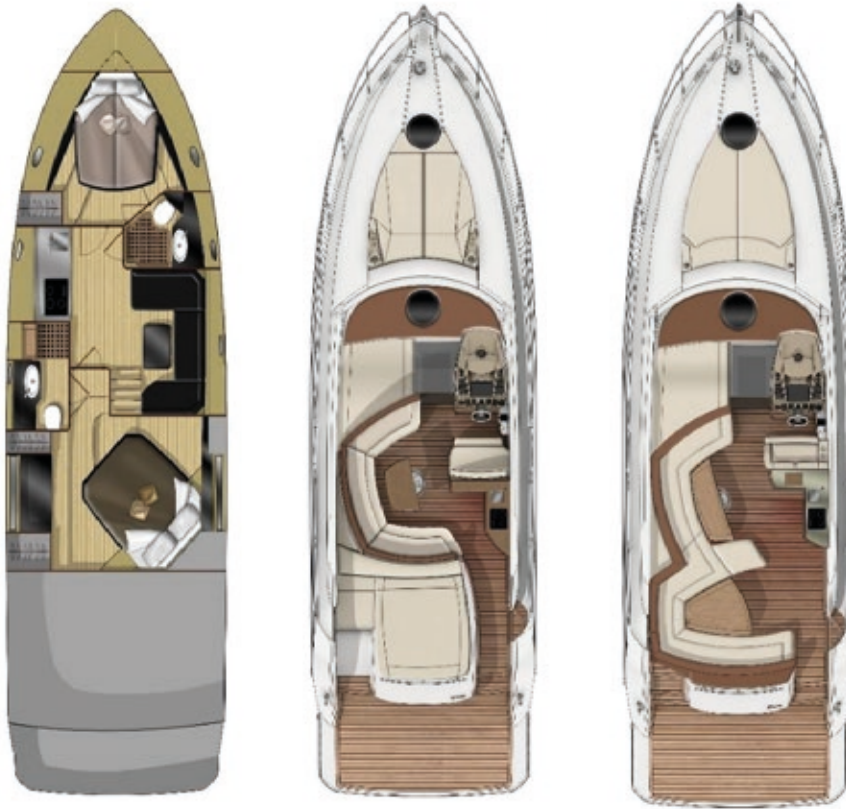
C44



DESCRIPTIVE MEMORIAL

SESSA MARINE | CRUISER LINE





C44


Descriptive Memorial
SSM44031J324

MAIN DIMENSIONS

SPECIFICATION	MEASUREMENT
Length	45.43 feet
Beam	13.12 feet
Draft / Draught	3.94 feet
Persons Capacity	14
Berths	4 + 1
Motorisation	2 x VOLVO PENTA D6 IPS 600 - 440 HP
Displacement without loading	27,557.78 pounds
Fuel Capacity	2 x 126.8 gallons
Fresh Water Capacity	105.67 gallons
Toilet Holding Tank	25.61 gallons



C44

 Descriptive Memorial
SSM44031J324

STANDARD CONFIGURATION

MAIN DECK

- Bow roller
- Electric anchor winch
- 15 kg in galvanized steel Bruce anchor
- 8 mm chain in galvanized steel (50 m)
- Anchor safety cable
- Bow's deck shower (cold water)
- bow pulpit with teak step
- 2 double stainless steel fender holders (316L)
- 4 fender covers with Sessa logo
- Bow, midship, and stern cleats
- Stainless steel 316L cable pass-throughs and cable protectors
- Bow sunbed with foldable backrest and stainless steel handrail
- Double windshield wiper with water sprayer
- Side walkway with stainless steel handrail and teak steps on the right side



Descriptive Memorial
SSM44031J324

STANDARD CONFIGURATION


COCKPIT

- Front windshield and side windows with sliding window on the pilot's side
- Panoramic glass hardtop with electric opening
- Mast with anchor light, top light, and flag holder
- Teak flooring
- Complete unit with Corian® countertop, stainless steel sink, mixer with hot and cold water, and teak cutting board
- Cozy seating area with ample sofa
- Induction charger for cell phones
- Water-resistant upholstery with UV protection
- 220V outlet in the sink-cockpit unit
- TV compartment with wiring
- Fixed teak table
- Telescopic table with foldable teak top, cup holders, and stainless steel handrail (Optional version with double cockpit)
- Electric/hydraulic hangar with stainless steel handrail and stern sunbed
- Secondary access to the engine room
- Courtesy lights
- Navigation lights on the hardtop
- Sliding door at the dinette entrance
- 2 speakers
- Customized set of 2 beach bath towels
- Customized Sessa towel holder

HELM

- Three-dimensional panel with upholstered finish
- Compass
- Complete engine information with analog tachometer and digital display, water temperature and fuel level indicators, voltmeter, and illuminated switch panel
- GPS and interface with engines and audio system
- IPS joystick control system
- Volvo Penta electronic control for engines
- VHF radio
- Leather steering wheel with angle adjustment
- Storage compartments
- Pilot seat with folding seat
- Stainless steel handrail
- Flaps control
- Manual fire suppression system with fuel cut-off



 Descriptive Memorial
SSM44031J324

STANDARD CONFIGURATION

SALOON

- Access steps with storage compartment and courtesy lights
- Faux leather sofa with compartments
- Telescopic table with wooden top
- Overhead cabinets with built-in electrical panel
- MP3 radio with Bluetooth and USB input
- 2 speakers
- Skylight
- LED lighting
- Wooden floor
- 220V power outlet
- 32" SMART TV with antenna and wiring
- Panoramic window with porthole
- Wooden blinds

GALLEY

- Furniture with polyester nautical paint and Corian countertop
- 4-burner ceramic cooktop
- Stainless steel sink with hot and cold water mixer
- Bottle holder, drawers, and trash bin
- 108L refrigerator
- Cabinets with polyester nautical paint
- Microwave
- Exhaust fan
- Panoramic window with porthole
- LED lighting
- Wooden floor
- 220V power outlet
- Aluminum blinds
- Customized dishcloth kit (2 pieces)
- Customized placemat kit (4 pieces)
- Customized hand towel
- Underfloor storage compartment

BOW MASTER CABIN

- Double bed
- Bedding set with 2 pillows, pillowcases, and personalized bedspread
- Courvin finish for the bed and headboard
- Wardrobe with mirror
- Wooden side cabinets with upholstered top
- Carpeted floor
- Panoramic windows with portholes
- Reading lights
- LED lighting
- Walls and ceiling covered in fabric
- 220V power outlet
- Wooden blinds
- Exclusive access to the aft WC
- 2 speakers
- MP3 radio with USB input
- Air conditioning control



FORWARD HEAD

- Electric flush toilet
 - Bidet shower
 - Sliding bar shower with diffuser, hot and cold water mixer, and soap holder
 - Wooden floor
 - Teak floor in wet area
 - Acrylic shower enclosure
 - Wooden furniture with Corian countertop
 - Ceramic sink with hot and cold water mixer
 - Wall-mounted cabinets with mirrored doors
 - Wooden blinds
 - Trash bin
 - Porthole
 - LED lighting
 - 220V power outlet
 - Towel holder
 - Bathroom accessories (liquid soap dispenser and toothbrush holder)
- Electric flush toilet
 - Bidet shower
 - Sliding bar shower with diffuser, hot and cold water mixer, and soap holder
 - Wooden floor
 - Teak floor in wet area
 - Acrylic shower enclosure
 - Wooden furniture with Corian countertop
 - Ceramic sink with hot and cold water mixer
 - Wall-mounted cabinets with mirrored doors
 - Wooden blinds
 - Trash bin
 - Porthole
 - LED lighting
 - 220V power outlet
 - Towel holder
 - Bathroom accessories (liquid soap dispenser and toothbrush holder)

BOW GUESTS CABINE

- Double bed
 - Bedding set with 2 pillows, covers, and personalized quilt
 - Built-in wooden front cabinet in the bed
 - Bed and side panels upholstered in faux leather
 - Fabric headboard
 - Wardrobe with mirror
 - Wooden cabinets and shelves in the bed area
 - Reading lights
 - Carpet flooring
- LED lighting
 - Walls and ceiling covered in fabric
 - 220V power outlet
 - Panoramic windows
 - Blackout roof hatch
 - Direct access to the forward WC
 - Wooden blinds
 - 2 Speakers
 - MP3 radio with USB input
 - Air conditioning control



FORWARD HEAD

- Electric flush toilet
- Bidet shower
- Sliding bar with diffuser, mixer for hot and cold water, and showerhead
- Wood flooring
- Teak flooring in the wet area
- Retractable curtain
- Wooden cabinet with Corian countertop
- Ceramic sink with mixer for hot and cold water
- Trash bin
- Overhead cabinets with mirrored doors
- Wooden blinds
- Portlight
- Dual access from the forward cabin and dinette area
- LED lighting
- 220V power outlet
- Towel holder
- Bathroom accessories (liquid soap dispenser, toothbrush/paste holder)

HANGAR

- Electric operation
- Standard inflatable boat storage with garage
- Space for equipment and utensils
- Access to the engine room with lockable hatch
- 2 hydraulic actuators for operation

SWIM PLATFORM

- Teak swim platform
- Hydraulic system for submersible platform
- Built-in emergency ladder
- Gourmet stern drawer with barbecue (Including sink, faucet, hot and cold water, cutting board, cup holders, and safety device)
- Hot and cold water shower
- Foldable stainless steel swim ladder with teak steps
- Articulated stainless steel ladder for access to the cockpit
- Courtesy lights
- Recessed cleats for tender mooring



Descriptive Memorial
SSM44031J324

STANDARD CONFIGURATION

HYDRAULIC SYSTEM

- Freshwater tank with 400 liters capacity
- Water pump for air conditioning with filter
- 20-liter boiler
- Water distribution system
- Manual and automatic bilge pumps in the salon and engine room
- Generator water filter
- Air conditioning water filter

BLACK WATER SYSTEM

- 95-liter waste tank
- Waste pump
- Freshwater flush
- Three-way valve

ELECTRIC SYSTEM

- 2 batteries 100 Ah / 12 V for engines
- 1 battery 200 Ah / 12 V for services
- 1 battery 100 Ah / 12 V for the generator
- 1 battery 100 Ah / 12 V for the winch
- Automatic battery charger
- Automatic 110V / 220V transformer
- Galvanic isolator
- Battery switch for engines and services
- Variable Mase VS 10.5 kVa generator
- 800W inverter
- 230V shore power socket with connection cable
- Charge splitter relay
- Manual switch for generator and winch

AIR CONDITIONING SYSTEM

- 32,000 BTU air conditioner.
- Air vents in the forward cabin, midship cabin, bathrooms, and salon

The information provided in this descriptive document is only indicative and may be subject to changes by the manufacturer for operational reasons or for product improvement and adaptation, without prior notification.



Descriptive Memorial
SSM44031J324


PRICE LIST

List of extra accessories included :

SESSA C44 + 2 x VOLVO PENTA D6 IPS 600 - 440 HP

- ✓ Double cockpit version + puff + cup holders
- ✓ LED underwater lights (3 units at the stern)
- ✓ 2 triple fender holders + Sessa logo fender covers (2 units)
- ✓ Stainless steel awning in the cockpit - Standard color: Cadet Grey
- ✓ Wooden flooring in the aft cabin
- ✓ Wooden flooring in the bow cabin
- ✓ Separated bow cabin beds (mandatory item 9116 - Wood flooring)
- ✓ 65l refrigerator in the cockpit
- ✓ 16,000 BTU air conditioning in the cockpit
- ✓ Mosquito screens on windows
- ✓ Comfort kit for bow (shower, cup holders, and 2 speakers)
- ✓ Full cockpit/stern enclosure - Standard color: Cadet Grey (Sunbrella)
- ✓ Pilot foot brace
- ✓ Complete set of linens (bed sheet, double aft bed, tableware, and bath set)
- ✓ LED strobe light
- ✓ Searchlight with control
- ✓ Current counter
- ✓ Easy Connect / NMEA2000
- ✓ DPS - Dynamic Positioning System
- ✓ Upgrade to Glass Cockpit 16" Command
- ✓ Garmin nautical chart
- ✓ Accessory kit for cruise control
- ✓ Accessory kit for single level control



 Descriptive Memorial
SSM44031J324

LINKS

C44 WEBPAGE



Access to explore



www.sessamarine.us

SESSA MARINE YACHTS LLC

19790 W Dixie Hwy, Suite 1002 Aventura, Florida 33180, US

